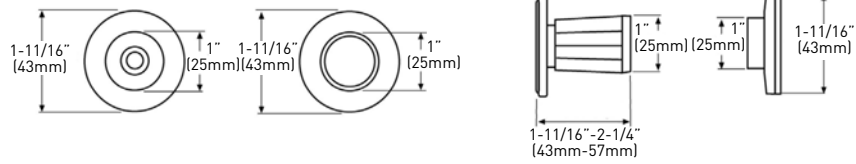


HOTEL/MOTEL & COMMERCIAL

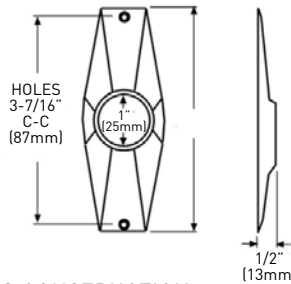
SHOWER ROD FLANGES



ADJUSTABLE TENSION SHOWER ROD FLANGES

- ZINC & ALUMINUM METAL ALLOY CASTING
- ALLOWS USE OF ONE-PIECE SHOWER ROD WITHOUT DRILLING HOLES OR ADHESIVES
- CAN ADD UP TO 3/4" (1.9 cm) OF TENSION TO THE SHOWER ROD
- FITS STANDARD 1" (2.5 cm) OUTER DIAMETER SHOWER RODS
- RUBBER ENDS ON BOTH SIDES PREVENT SLIPPING

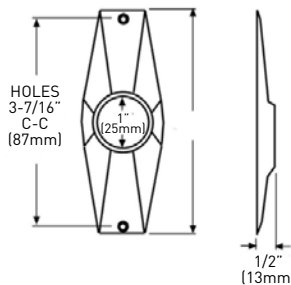

	PKG	C26 POLISHED CHROME	WHITE	CASE PACK
ADJUSTABLE TENSION SHOWER ROD FLANGES	PB	01-9656	01-9656W	100 PRS
PB = POLY BAG WITH UPC LABEL				



ELLIPTICAL SHAPED SHOWER ROD FLANGES

- ABS CONSTRUCTION
- EXPOSED SCREW MOUNTING
- FITS STANDARD 1" (2.5 cm) OUTER DIAMETER SHOWER RODS
- INSTALLATION HARDWARE INCLUDED

	PKG	C26 POLISHED CHROME	CASE PACK
ELLIPTICAL SHAPED SHOWER ROD FLANGES	PB	01-R9689B	100 PRS
PB = POLY BAG WITH UPC LABEL			



ELLIPTICAL SHAPED METAL SHOWER ROD FLANGES

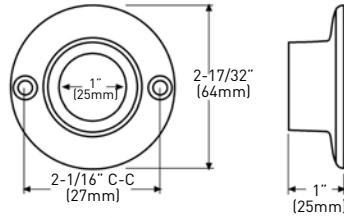
- ZINC & ALUMINUM METAL ALLOY CASTING
- EXPOSED SCREW MOUNTING
- FITS STANDARD 1" (2.5 cm) OUTER DIAMETER SHOWER RODS
- INSTALLATION HARDWARE INCLUDED

	PKG	C26 POLISHED CHROME	CASE PACK
ELLIPTICAL SHAPED METAL SHOWER ROD FLANGES	PB	01-MR9689B	100 PRS
PB = POLY BAG WITH UPC LABEL			



HOTEL/MOTEL & COMMERCIAL

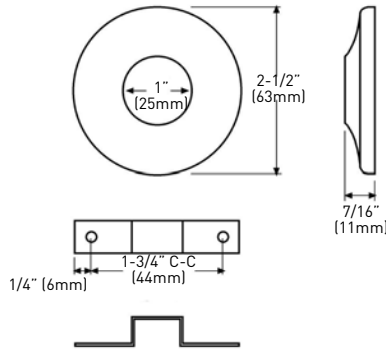
SHOWER ROD FLANGES



ROUND SHOWER ROD FLANGES

- ZINC & ALUMINUM METAL ALLOY CASTING
- EXPOSED SCREW MOUNTING
- INCLUDES SETSCREW TO TIGHTEN ROD
- FITS STANDARD 1" (2.5 cm) OUTER DIAMETER SHOWER RODS
- INSTALLATION HARDWARE INCLUDED

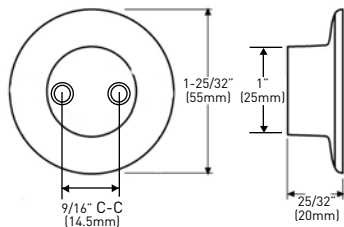
	PKG	C15 SATIN NICKEL	C26 POLISHED CHROME	CASE PACK
ROUND SHOWER ROD FLANGES	PBHC	02-DP9661SN	02-DP9661	100 PRS
PBHC = POLY BAG WITH RETAIL HEADER CARD				



ROUND CONCEALED MOUNT SHOWER ROD FLANGES

- STEEL CONSTRUCTION
- CONCEALED SCREW MOUNTING
- FITS STANDARD 1" (2.5 cm) OUTER DIAMETER SHOWER RODS
- INSTALLATION HARDWARE INCLUDED

	PKG	C15 SATIN NICKEL	C26 POLISHED CHROME	CASE PACK
ROUND CONCEALED MOUNT SHOWER ROD FLANGES	PBHC PB	02-DP9659SN 01-9659SN	02-DP9659 01-9659	50 PRS 50 PRS
PBHC = POLY BAG WITH RETAIL HEADER CARD / PB = POLY BAG WITH UPC LABEL				



ROUND CONCEALED MOUNT SHOWER ROD FLANGES

- ZINC & ALUMINUM METAL ALLOY CASTING
- CONCEALED SCREW MOUNTING
- FITS STANDARD 1" (2.5 cm) OUTER DIAMETER SHOWER RODS
- INSTALLATION HARDWARE INCLUDED

	PKG	C15 SATIN NICKEL	C26 POLISHED CHROME	CASE PACK
ROUND CONCEALED MOUNT SHOWER ROD FLANGES	PBHC	02-DP9651SN	02-DP9651	50
PBHC = POLY BAG WITH RETAIL HEADER CARD				